

PRODUCT INFORMATION PACKET

Model No: 056B17DRR70005A1
Catalog No: E270A
3/4, 1725, DP, 56, 1, 60-50, 100-120/200-240
Open Drip Proof (ODP)



Regal and Marathon are trademarks of Regal Beloit Corporation or one of its affiliated companies.

©2018 Regal Beloit Corporation, All Rights Reserved. MC017097E



Nameplate Specifications

Output HP	0.75 Hp	Output KW	0.56 kW
Frequency	60 Hz	Voltage	100-120/200-240 V
Current	6.8-6.2/3.4-3.1 A	Speed	1725 rpm
Service Factor	1.25	Phase	1
Efficiency	81.8 %	Duty	Continuous
Insulation Class	B	Design Code	N
KVA Code	L	Frame	56C
Enclosure	Drip Proof	Overload Protector	Automatic
Ambient Temperature	40 °C	Drive End Bearing Size	6203
Opp Drive End Bearing Size	6203	UL	Recognized
CSA	Y	CE	Y
IP Code	22		

Technical Specifications

Electrical Type	Capacitor Start Capacitor Run	Starting Method	Across The Line
Poles	4	Rotation	Selective Counterclockwise
Mounting	Round	Motor Orientation	Horizontal
Drive End Bearing	Ball	Opp Drive End Bearing	Ball
Frame Material	Rolled Steel	Shaft Type	NEMA 56
Overall Length	12.31 in	Shaft Diameter	0.625 in
Shaft Extension	1.88 in	Assembly/Box Mounting	F1 Only
Outline Drawing	OL56100183-001	Connection Diagram	CDBD101

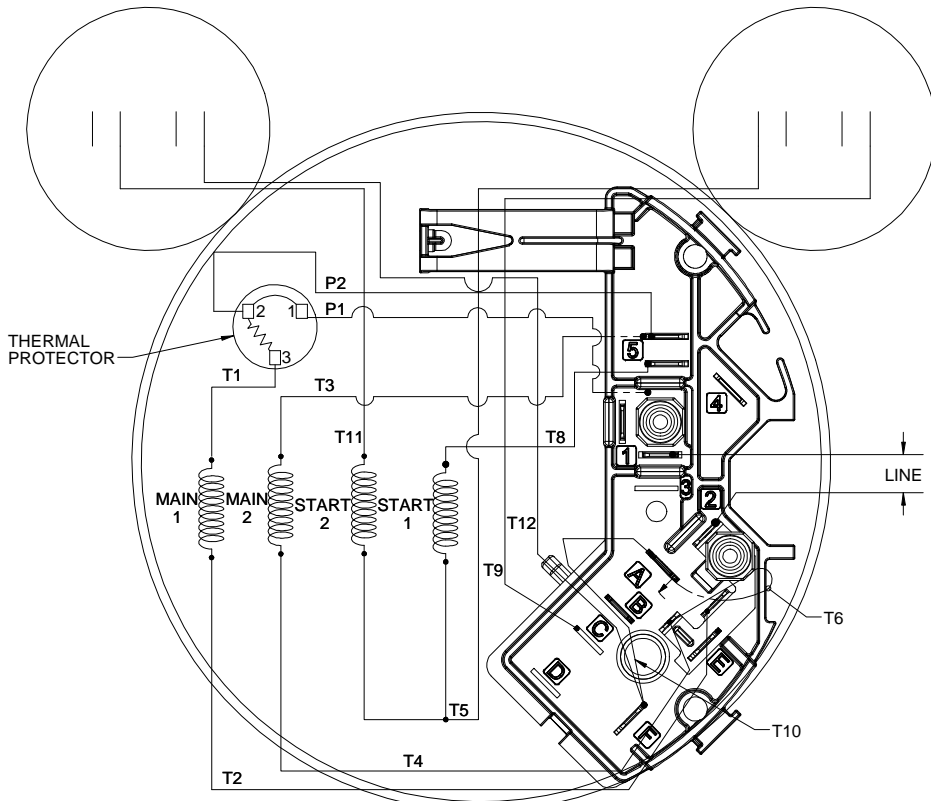
This is an uncontrolled document once printed or downloaded and is subject to change without notice. Date Created: 07/02/2018

B

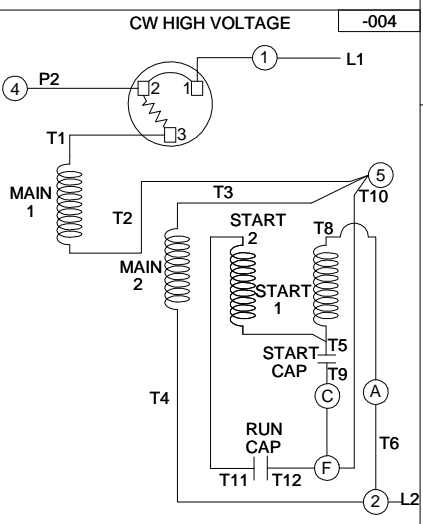
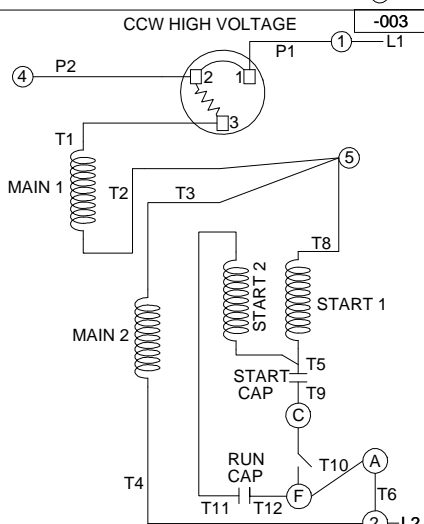
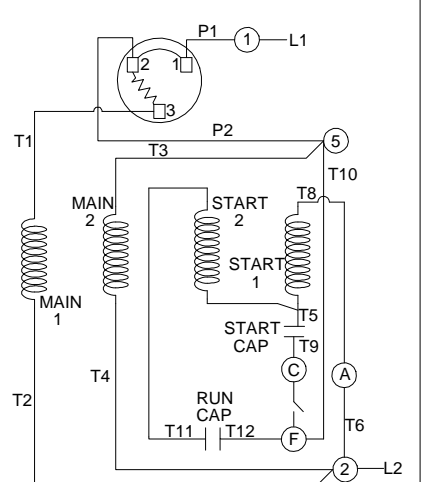
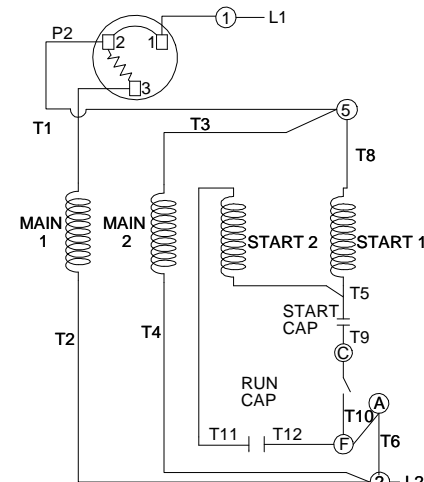
B

A

A



CCW/CW ROTATION-CAP START AND CAP RUN DUAL VOLTAGE WITH PROTECTOR



NOTES:

- FOR HI VOLTAGE REMOVE P2 FROM TERMINAL #5 AND PLACE ON TERMINAL #4, REMOVE T2 FROM TERMINAL #2 AND PLACE ON TERMINAL #5
- TO REVERSE ROTATION, INTERCHANGE T8 & T10.
- SWITCH REF. 10003283-001-001
- CONN DIAGRAM-NAMEPLATE DD10025

DRAWING REVISION B	REVISION BY J.CORTEZ	DATE 07-24-2017
ECO ECO-0127749	APPROVED BY C.ARREOLA	DATE 07-24-2017
ECO DESCRIPTION UPDATED DWG TO CHANGE MOTOR ROTATION.		
<small>COPYRIGHT REGAL BELOIT AMERICA, INC. ALL RIGHTS RESERVED. PROPRIETARY AND CONFIDENTIAL INFORMATION - THIS DOCUMENT IS THE PROPERTY OF REGAL BELOIT AMERICA, INC. (OWNER) AND CONTAINS OWNER'S PROPRIETARY INFORMATION. ANY PERSON, CORPORATION OR OTHER FIRM RECEIVING IT IS DEEMED, BY RECEIVING IT, TO AGREE THAT IT, AND/OR ANY PART OF IT, SHALL NOT BE DISCLOSED TO ANY PERSON, CORPORATION OR OTHER ENTITY, DUPLICATED, AND/OR USED, EXCEPT AS EXPRESSLY APPROVED IN WRITING IN ADVANCE BY OWNER. THIS DOCUMENT SHALL BE RETURNED TO OWNER UPON REQUEST. IT MAY BE SUBJECT TO CERTAIN RESTRICTIONS UNDER APPLICABLE EXPORT CONTROL LAWS AND REGULATIONS.</small>		

TOLERANCES UNLESS OTHERWISE SPECIFIED:			
DEL.	INCH	mm	ANGLE
.X	+0.1	[+2.5]	±0.5°
.XX	+0.01	[+0.25]	
.XXX	+0.005	[+0.127]	
.XXXX	+0.0005	[+0.0127]	
REMOVE BURRS & BREAK SHARP			
EDGES: .003/.015 [0.076/3.81]			
CORNER FILLETS: .02 [51]			
MACHINED SURFACES: 125/3.2			
mm SHOWN IN [BRACKETS]			

DRAWN BY G. RODRIGUEZ	DATE 10-10-2016
APPROVED BY R. VALENZUELA	DATE 10-10-2016
REFERENCE CDCD102	THIRD ANGLE PROJECTION

REGAL ™ Regal Beloit America, Inc.	
DESCRIPTION CONN DIAGRAM-EXTERNAL	
MATERIAL	PROCESS/FINISH
SIZE B	DRAWING NUMBER CDBD101
	SHEET 1 OF 1

